

**Model :** Printer Driver / FAX Driver Setup Program

**Number:** FF-T01-V3-000047-01

**Date :** May 17, 2001

© Canon (UK) Limited

**Location :** Printer Driver / Fax Driver Setup Program

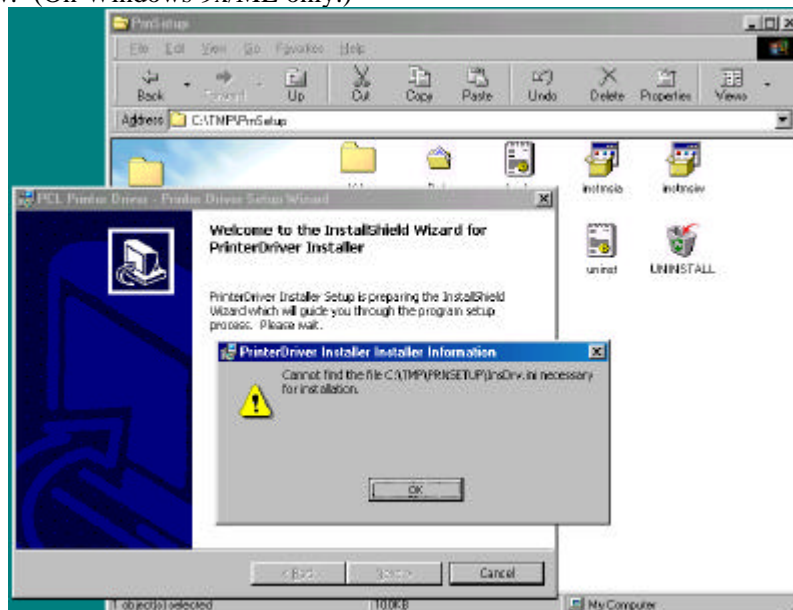
**Subject :** Notes on executing the setup programs for printer and fax drivers on the hard disk.

**Reason :** This bulletin notifies of notes on copying the Windows 9x/ME setup programs for the following drivers from the User Software CD-ROM to the hard disk of a local or server machine and executing it.  
Applicable drivers: PCL5e Printer Driver v4.81, PCL6 Printer Driver v2.51, PS3 Printer Driver v1.11, and Fax Driver v1.50

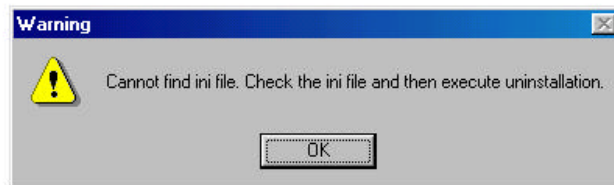
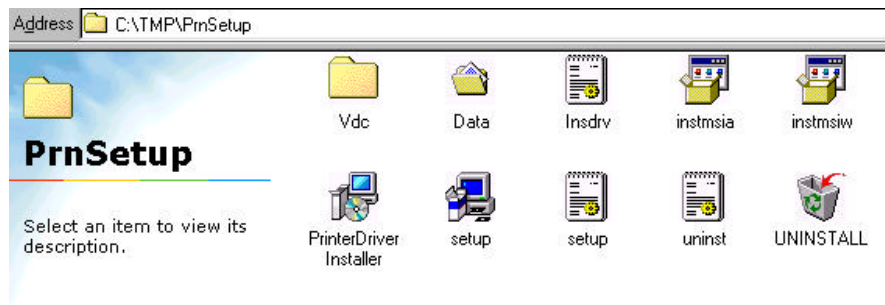
**Details :**

(Phenomenon)

After copying the printer/fax driver setup program from the User Software CD-ROM to the HD of the local PC or the server, executing either Setup.exe or Uninstall.exe displays the warning messages shown below. (On Windows 9x/ME only.)



(After Setup.exe is executed)



(After Uninstall.exe is executed)

(Cause)

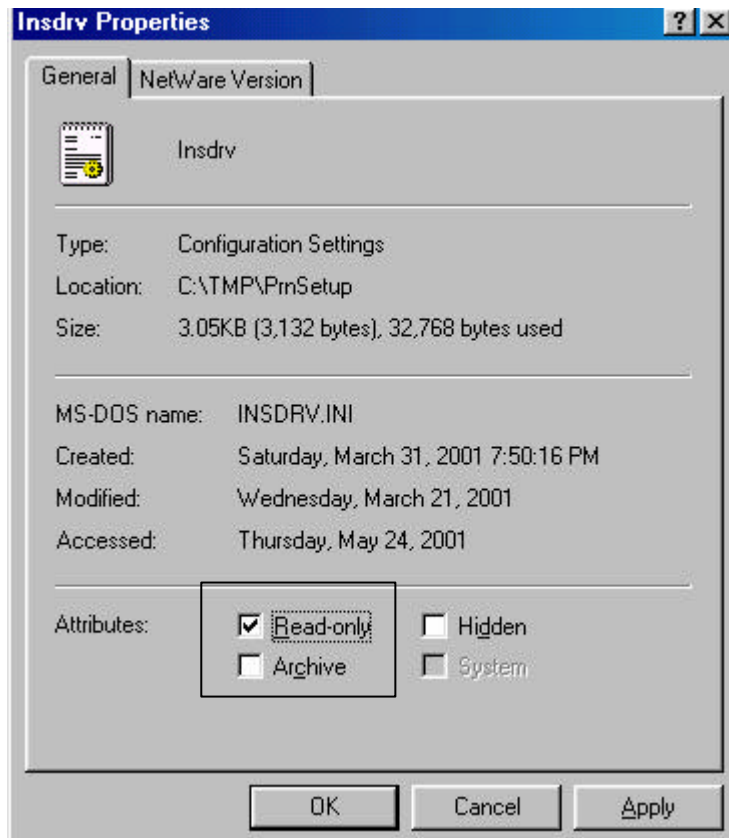
The two files below copied from the CD-ROM to the setup folder on the HD, necessary for the setup/uninstall program, retain the read-only attribute.

- Insdrv.ini: Used for driver installation
- uninst.ini: Used for driver uninstallation

This error occurs only with the PCL53 Driver v4.81, PCL6 Driver v2.51, PS Driver v1.11, and Fax Driver v1.50 that use Windows Installer.

(Measures)

Change the attributes of Insdrv.ini and uninst.ini on the HD from Read Only to Archive. This tip is already written in Readme.txt come by the printer/fax drivers.



(Steps)

- (1) Select the file to change attributes of (in this case, Insdv.ini) and right-click to display the property window.
- (2) Remove check mark of Read-only and check "Archive" of the attributes.
- (3) Click "Apply."

(Permanent measures)

Modification is planned for later versions of the Setup and Uninstall programs.